

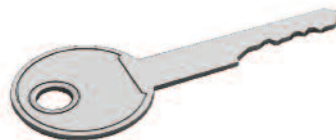
- Chiavi di ricambio
- Cilindri tondi



CHIAVI DI RICAMBIO

7000

- Chiave x art. EA00-EA02-EAP...
- Metallica per estrazione nottolini
- Tranciata e nichelata / Confezione 100 pz.



7011

- Chiave solo x art. 8006
- Metallica tonda / profilo piccolo
- 4 perni / Confezione 100 pz.



7610

- Chiave con impugnatura in ABS rigida
- Valori di riferimento chiave da usare nella codifica di una serratura: 2, W / Confezione 100 pz.



COD.	L (mm)	6° cifra / Profilo	Perni / Lamelle
7610 x 2200 0000	11,7	dx	2
7610 x 2300 0000	15,6	dx	3
7610 x 2400 0000	19,1	dx	4
7610 x 2500 0000	21,1	dx	5
7610 x 2600 0000	22,6	dx	4
7610 x 4500 0000	16,6	lamelle	5
7610 x 4600 0000	26,2	lamelle	5

7638

- Chiave radial
- Cifrata x art.2901-2902
- 8 perni / Confezione 100 pz.



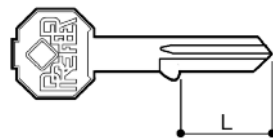
7901

- Chiave per cilindro di sicurezza rbz
- Per art. 2908
- 6 perni / Confezione 100 pz.



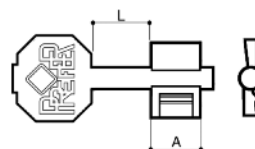
7101

- Chiave simmetrica
- L = 28 m



7703.07

- Per art. 0735/8641/8642/8643



CILINDRI TONDI

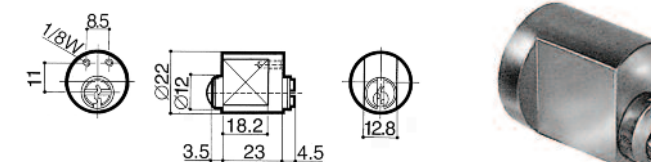
6801

- Per 6001



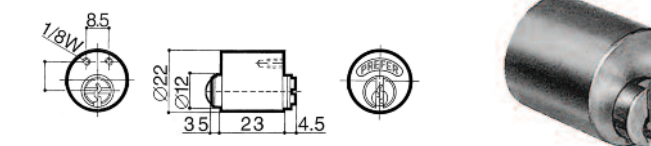
6802

- Per 6601



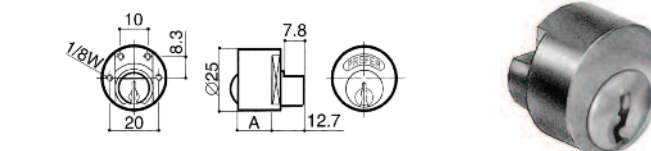
6803

- Per 6602



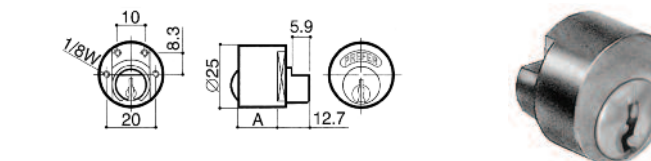
6810

- Per 0711/6211/6212/6213
6411/6412/6511



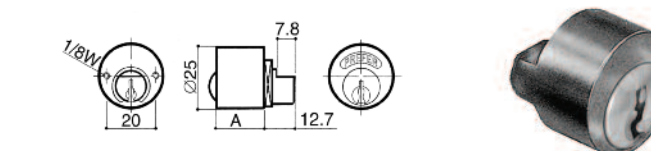
6812

- Per 6751 > 6754

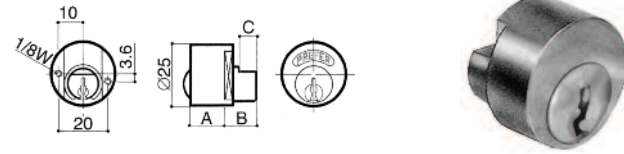


6813

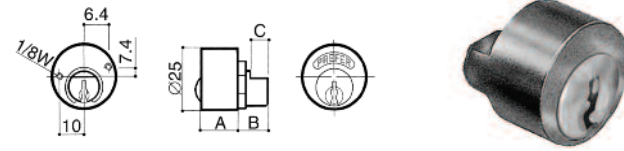
- Per 6311 > 6316



6814
• Per 6011



6815
• Per 6109/6112



6816
• Per 6110/6113

